



World's Best Workforce 2018-2019

Jackson County Central Schools
School Board Annual Public Meeting
November 12, 2019



What is the World's Best Workforce?

Minnesota Statute 120B.11 Long-term, comprehensive strategic plan to support and improve teaching and learning adopted by school boards

Five Goals:

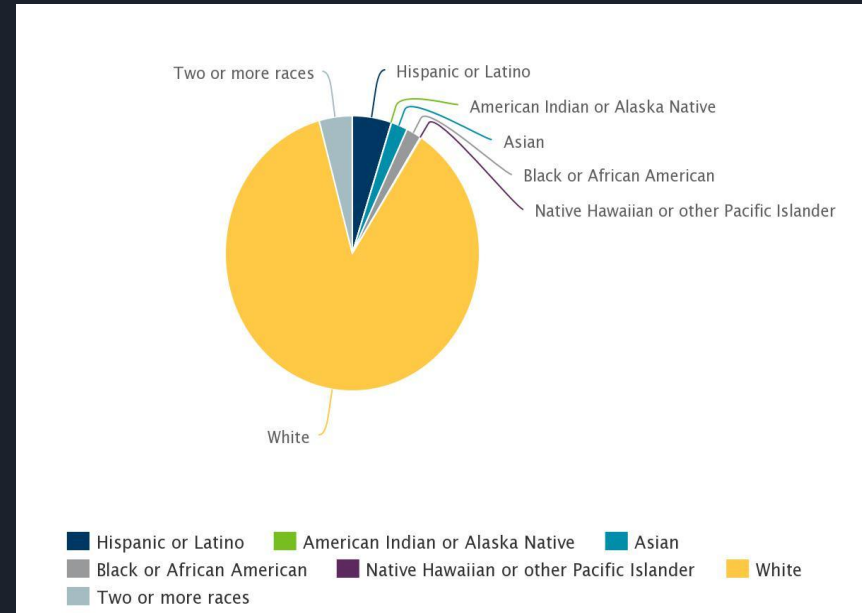
- All children are ready for school
- All third-graders can read at grade level
- All racial and economic achievement gaps between students are closed
- All students are ready for career and college
- All students graduate from high school

Source: MDE

Enrollment 2018-2019; Demographics (Race/Ethnicity)

1,025 Students

	<u>JCC</u>	<u>MN</u>
Hispanic or Latino	5.2%	9.5%
Asian	2.0%	6.9%
Black or African American	1.6%	11.2%
Native Hawaiian	0.1%	0.1%
White	87.3%	65.7%
Two or more races	3.9%	5.0%



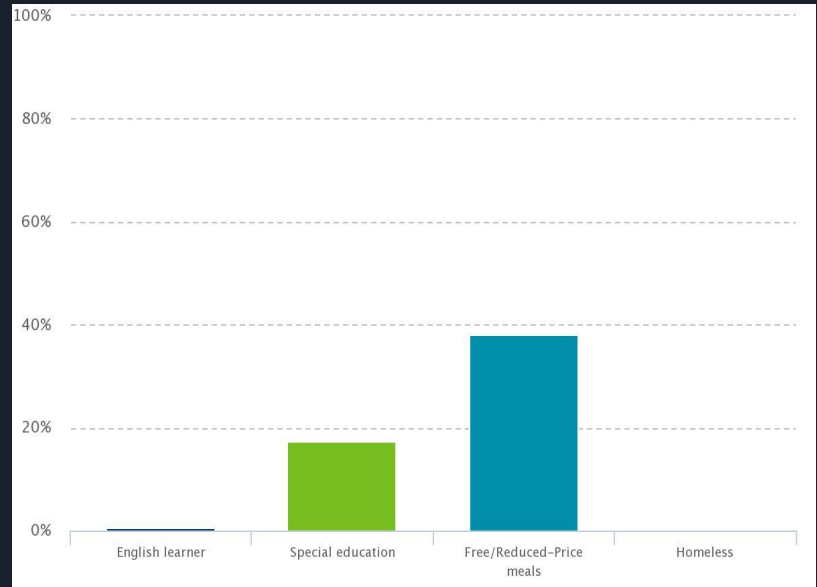
Source: MDE

Demographic History

	2015-2016	2016-2017	2017-2018	2018-2019
Hispanic/Latino	4.2%	4.9%	4.6%	5.2%
Asian	2.6%	2.3%	2.1%	2.0%
Black/African American	1.3%	1.6%	2.2%	1.6%
White	8.9%	87.5%	87.4%	87.3%
2 or more	2.8%	3.7%	3.7%	3.9%

Enrollment 2018-2019; Demographics 1,025 students (Student Groups)

	<u>JCC</u>	<u>MN</u>
English Learner	0.7%	8.4%
Special Education	17.2%	16.2%
Free/Reduced	38.1%	36.4%
Homeless	0.2%	0.9%



Source: MDE



Student Groups History

	2015-2016	2016-2017	2017-2018	2018-2019
English Learner	0.5%	1.0%	0.9%	0.7%
Special Education	20.6%	17.9%	17.1%	18.0%
Free/Reduced	34.8%	36.2%	36.8%	37.8%



WBWF Goal 1 All Students Ready for School

JCC will maintain 100% of all students entering Kindergarten to complete preschool screening using the Work Sampling System before entering Kindergarten.



Goal 1- All Students Ready for School Supporting Statutes

- All students entering kindergarten will be screened (*MN Statute 121A.17*)
- All students entering Kindergarten will be 5 by September 1; **or have been accepted into JCC through the Early Kindergarten** (*MN Statute 120A.20*)
- All students entering Kindergarten will have documentation or vaccinations (history of varicella) or signed exempt forms turned into the school nurse (*MN Statute 121A.15*)



Goal 1- All Students Ready for School Results

98% of students entering Kindergarten in the Fall of 2018 had completed screening using the Work Sampling System prior to the first day of school.

- JCC works to meet and follow up with families prior to the first day of kindergarten to complete the preschool screening. If students are not screened prior to day 1, ECFE ensures 100% are screened soon after the start of the year.



Goal 1- All Students Ready for School Supporting Efforts


- JCC implements a strategic review protocol for students who wish to enter Kindergarten before they are 5
- JCC has 2 ECSE staff that work with identified students
- JCC has more than 70 students in preschool program
- School health professional assures all students have appropriate immunizations before entering Kindergarten (November 15 at latest).



WBWF Goal 2

All Students in Third Grade Achieving Grade-Level Literacy

The number of third grade students who meet or exceed the proficiency level in reading will increase from 61% in the Spring of 2018 to 70% in the Spring of 2021 in accordance to the MCA Assessment.



Goal 2- All Students in Third Grade Achieving Grade-Level Literacy Supporting Statutes

- JCC has developed a Literacy Plan, which is updated annually, to support all students to be reading at grade level by the end of 3rd grade (*MN Statute 120B.12*)
- JCC uses FAST to screen students who are reading below grade level for dyslexia (*MN Statute 120B.12*)



3rd Grade MCA Reading Scores

Percentage of students to *partially meet/meet/exceed* proficiency level

	2015-2016	2016-2017	2017-2018	2018-2019
JCC	75.3%	85%	63.5%	67.8%
MN	N/A	57.0%	56.2%	55.0%


Source: Viewpoint Solutions/MDE



Goal 2-All Students in Third Grade Achieving Grade-Level Literacy Results

62.7% of third grade students met or exceeded proficiency in accordance to MCA Reading Assessment during the 2018-2019 school year.

- These results show that we are on track to meeting our goal of 70% in the Spring of 2021.



Goal 2-All Students in Third Grade Achieving Grade-Level Literacy Supporting Efforts

- Title I services are used for targeted students Kindergarten-3rd Grade
- FAST and BAS are used as assessment tools to inform instruction grades K-3
- Standards-based instructional practices have been identified as a priority for JCC
- All JCC staff participate in weekly PLC meetings which are focused on student data to help form curriculum based on standard implementation



WBWF Goal 3 Close the Achievement Gap

The MCA Reading achievement gap between students who qualify as Free and Reduced Lunch and all students will decrease from 9.8% in the Spring of 2018 to 7.3% in the Spring of 2020.

The MCA Mathematics achievement gap between students who qualify as Free and Reduced Lunch and all students will decrease from 10.3% in the Spring of 2018 to 8.5% in the Spring of 2020.



Goal 3- Close Achievement Gap

Results

(These are also Achievement and Integration Goals)

According to the 2019 MCA Reading Assessment, the achievement gap between students who qualify Free and Reduced Lunch and all students was at 8.6%

- These results show we are making progress towards our goal of 7.3% in the Spring of 2020.


According to the 2019 MCA Mathematics Assessment, the achievement gap between students who qualify Free and Reduced Lunch and all students was at 15.1%.

- These results show us making negative progress towards our goal of 8.5% in the Spring of 2020.



Goal 3- Close Achievement Gap Supporting Efforts

- We did not see an improvement on closing the achievement gap from 2018 to 2019. We will look for patterns of strengths and weaknesses to help our students succeed.
- We use Fast test data in math and reading for grades 3-5. The teachers utilize the data at their weekly PLC meetings to find patterns where students are struggling and adjust interventions as needed
- Teachers in grades 6-10, will use previous year's MCA data and benchmarks at their weekly PLC meetings. The PLC's will break down all data down to the individual level as well as look at the scores based on EL, Fee/reduced students and all students
- We utilize weekly plc meetings to concentrate on at-risk students in Kindergarten through 3rd grade.
- We have three integration teachers in our elementary buildings and one teacher at the high school to help support students with academic needs.
- The integration teachers are much needed in our buildings as we can better support the needs of our students and staff.
- Students working with the integration teachers are seeing far more success that those students who do not work with the integration teacher.
- Our scores dropped from 2016 to 2019 in both areas.
- District –wide, we have a high number of students (11%) who are opting out of taking the MCA tests and that is having a negative effect on our scores.
- To counteract students opting out of taking the MCA's we are planning to inform students and parents about the importance of taking the MCAs as it correlates with the ACT test and it gives the district another data point in helping their child.



WBWF Goal 4 All Students Career and College Ready


The average ACT score for students at Jackson County Central will increase from 18.93 in Spring of 2018 to 21 in Spring of 2021.



11th Grade ACT Scores

	2014-2015	2015-2016	2016-2017	2017-2018	2018-2019
Number Students	73/83	85/94	69/89	66/91	86/106
English	17.6	18.52	18.26	17.11	16.87
Mathematics	20.16	20.96	20.33	18.89	19.72
Reading	20.15	20.82	20.81	18.65	18.55
Science	19.41	20.65	20.19	18.68	20.26
Composite	19.45	20.35	20.06	18.36	18.93


Source: Viewpoint Solutions



Goal 4- All Students Career and College Ready Results

The average ACT score for students at Jackson County Central was 18.93 in the Spring of 2019.

- These results show that we are on track to reaching our goal of 21 in the Spring of 2021.



Goal 4- All Students Career and College Ready Supporting Efforts

- It is required that all 11th grade students take the ACT
- 10th graders attend 2 career fair programs
- 11th graders attend 2 college fairs
- JCC School Counselors successfully meet with all seniors to discuss future plans
- 10th grade students write a career paper in English class, explaining career choice
- 100% of 8th grade students select 3 career options to participate in Husky Way Midmester program.



Goal 4- All Students Career and College Ready Current Career Pathways

- Manufacturing
- Health Care
- Education



WBWF Goal 5 All Students Graduate


The graduation rate from Jackson County Central will increase from 97.8% in Spring of 2018 to 98.5% in Spring of 2021.



Graduation Rate

	2015	2016	2017	2018
JCC	98.9%	96.1%	97.8%	95.3%
MN	82.1%	82.5%	82.7%	83.2%

Source: MDE



Goal 5- All Students Graduate Results

The graduation rate at Jackson County Central was 95.3% in the Spring of 2019.

- These results show that JCC is making negative progress towards the goal of 98.5% in the Spring of 2021.



Goal 5- All Students Graduate Supporting Efforts

- JCC implements a credit recovery program that assists students in meeting graduation requirements.
- All 10th, 11th, 12th Grade students that are at-risk for not meeting graduation requirements meet with the school principal and counselor on a weekly basis in the fall. This helps to get and keep the students moving forward toward graduation.
- All JCC students have a personal learning plan helps with graduation requirements